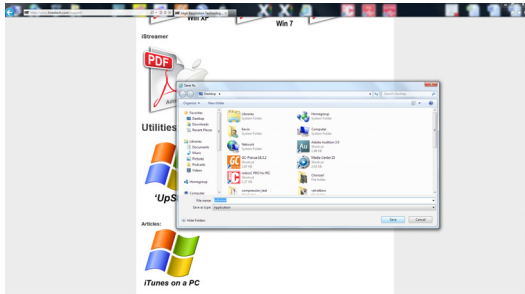
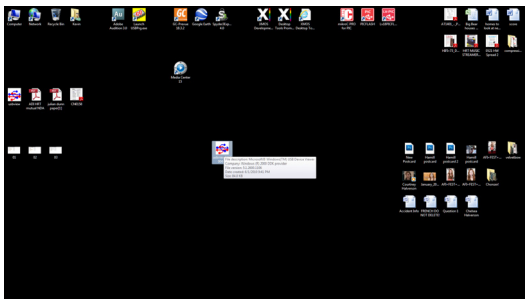


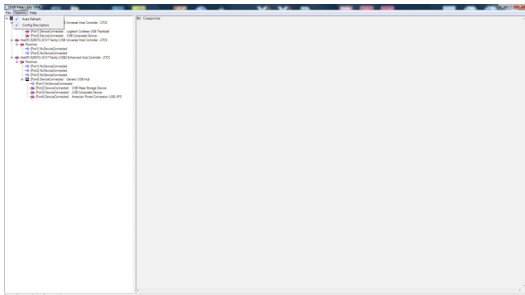
1) From the Support page of the HRT website, locate the USBView utility



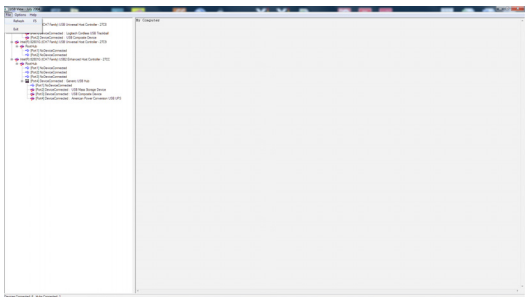
2) Save the utility to a known location on the host computer



3) From the location where the utility was saved, launch USBView



4) From the 'Options' pull-down, check both 'Auto Refresh' and 'Config Descriptors' options



5) From the 'File' pull-down, click 'Refresh' or press F5 on the keyboard



6) In the left hand plane, locate the Streamer and click to open the details which will appear on the right hand plane